

PS600 HR-04H

Solar submersible pump system for 4" wells

Application

- drinking water supply
- pond management
- irrigation
- livestock watering
- pressurizing

Characteristics

- fast, failure-free installation
- excellent serviceability
- high reliability and life expectancy
- short Return of Investment (ROI) cycle
- lower Total Cost of Ownership (TCO)

Technical data

Item #	1055-X
Total dynamic head	max. 140 m
Flow rate	max. 0,72 m ³ /h
V _{mp} **	> 68 V
V _{oc}	max. 150 V



Components

Controller: PS600

- controlling and monitoring
- control inputs for well probe, dry running protection, remote control etc.
- protected against reverse polarity, overload and high temperature
- integrated MPPT (Maximum Power Point Tracking)
- low voltage disconnect for battery operation

Motor: ECDRIVE 600-HR

- maintenance-free brushless DC motor
- water filled
- no electronics in the motor
- submersion max. 250 m, IP68
- premium materials

Pump end: PE HR-04H

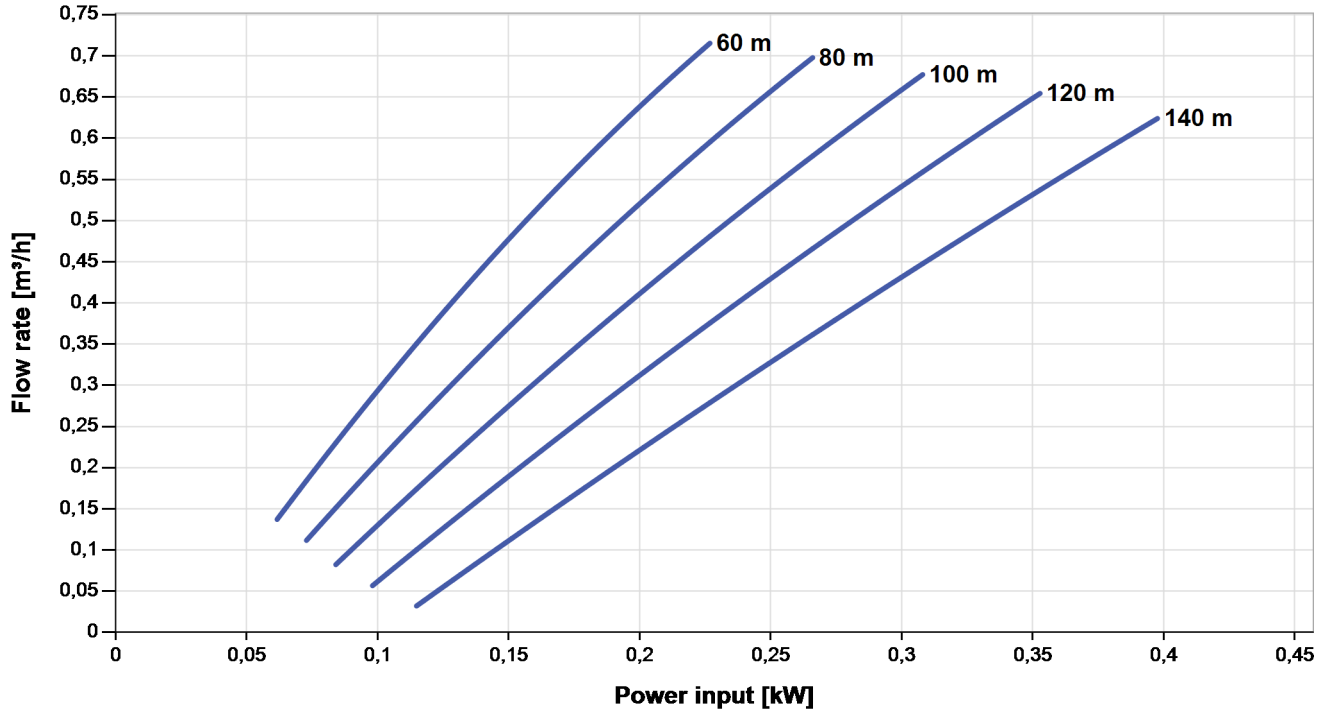
- high reliability and life expectancy
- non-return valve
- premium materials
- optional: dry running protection

PS600 HR-04H

Solar submersible pump system for 4" wells

Pump chart

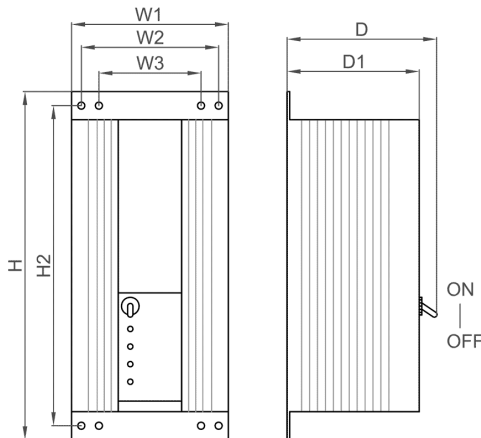
Max. power voltage (Vmp**): > 68 V



Dimensions and weights

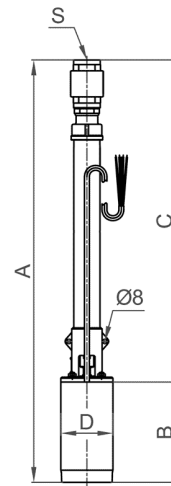
Controller

H = 396 mm
 H2 = 364 mm
 W1 = 178 mm
 W2 = 156 mm
 W3 = 116 mm
 D = 165 mm
 D1 = 150 mm



Pump unit

A = 780 mm
 B = 185 mm
 C = 595 mm
 D = 96 mm
 S = 1,25 in



	net weight	packaging	shipping volume	gross weight
Controller	4,5 kg	450x250x240 mm	0,027 m³	5,2 kg
Pump unit	11 kg	850x160x150 mm	0,020 m³	12 kg
Motor	7,0 kg	160x140x300 mm	0,007 m³	7,3 kg
Pump end	4,2 kg	650x160x150 mm	0,016 m³	4,7 kg

*Max. flow rate at min. recommended head

**Vmp: max. power voltage under Standard Test Conditions (STC): AM = 1.5, E = 1000 W/m², cell temperature 25 °C

***Specify water temperature range on order