

# PS600 C-SJ5-8

## Solar submersible pump system for 4" wells

### Application

- drinking water supply
- pond management
- irrigation
- livestock watering
- pressurizing

### Characteristics

- fast, failure-free installation
- excellent serviceability
- high reliability and life expectancy
- short Return of Investment (ROI) cycle
- lower Total Cost of Ownership (TCO)

### Technical data

Item #	1292
Total dynamic head	max. 30 m
Flow rate	max. 6,5 m <sup>3</sup> /h
Vmp**	> 68 V
Voc	max. 150 V



### Components

#### Controller: PS600

- controlling and monitoring
- control inputs for well probe, dry running protection, remote control etc.
- protected against reverse polarity, overload and high temperature
- integrated MPPT (Maximum Power Point Tracking)
- low voltage disconnect for battery operation

#### Motor: ECDRIVE 600-C

- maintenance-free brushless DC motor
- water filled
- no electronics in the motor
- submersion max. 250 m, IP68
- premium materials

#### Pump end: PE C-SJ5-8

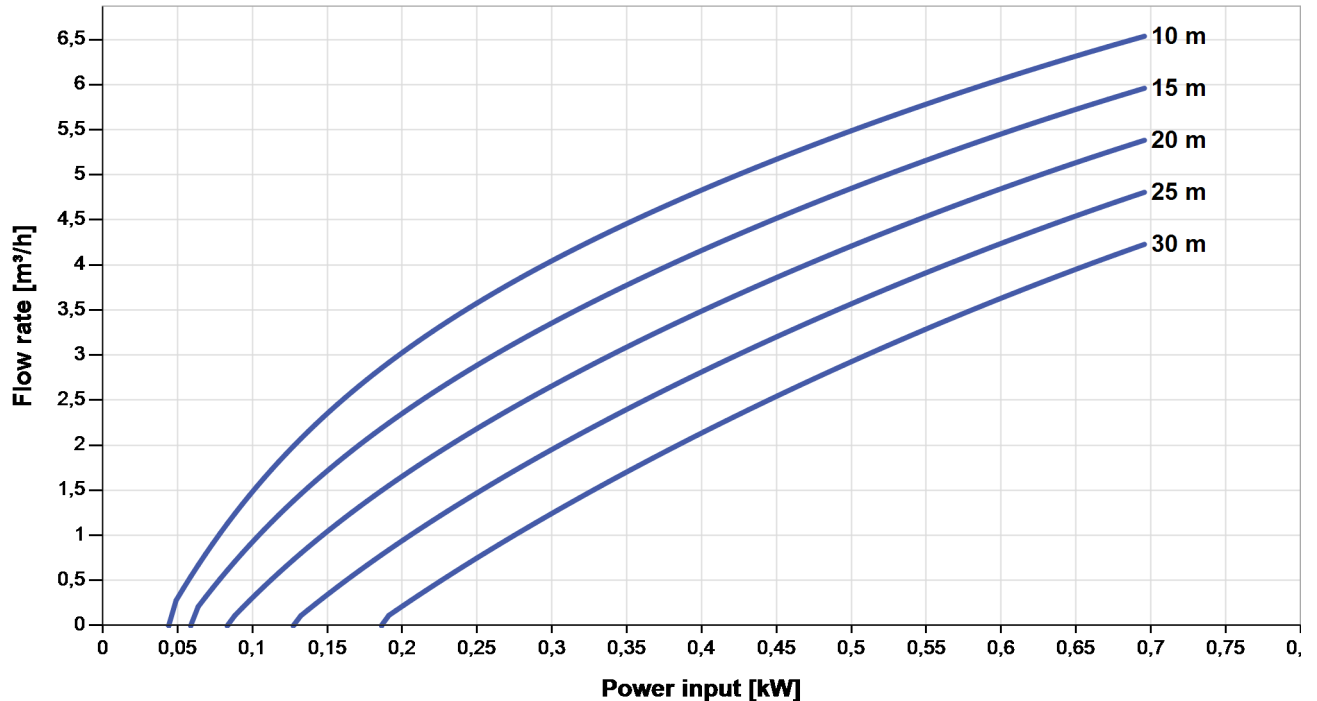
- high reliability and life expectancy
- non-return valve
- premium materials
- optional: dry running protection

## PS600 C-SJ5-8

Solar submersible pump system for 4" wells

### Pump chart

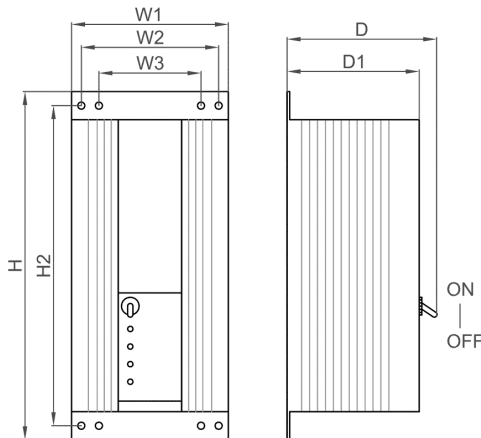
Max. power voltage (Vmp<sup>\*\*</sup>): > 68 V



### Dimensions and weights

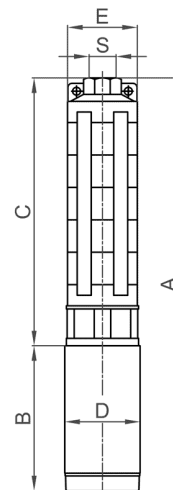
#### Controller

H = 396 mm  
 H2 = 364 mm  
 W1 = 178 mm  
 W2 = 156 mm  
 W3 = 116 mm  
 D = 165 mm  
 D1 = 150 mm



#### Pump unit

A = 524 mm  
 B = 185 mm  
 C = 339 mm  
 D = 96 mm  
 E = 98 mm  
 S = 1,5 in



	net weight	packaging	shipping volume	gross weight
Controller	4,5 kg	450x250x240 mm	0,027 m <sup>3</sup>	5,2 kg
Pump unit	11 kg	650x160x150 mm	0,016 m <sup>3</sup>	12 kg
Motor	7,0 kg	160x140x300 mm	0,007 m <sup>3</sup>	7,3 kg
Pump end	4,2 kg	650x160x150 mm	0,016 m <sup>3</sup>	4,7 kg

\*Max. flow rate at min. recommended head

\*\*Vmp: max. power voltage under Standard Test Conditions (STC): AM = 1.5, E = 1000 W/m<sup>2</sup>, cell temperature 25 °C