

PS4000 C-SJ30-2

Solar submersible pump system for 6" wells

Application

- drinking water supply
- pond management
- irrigation
- livestock watering
- pressurizing

Characteristics

- fast, failure-free installation
- excellent serviceability
- high reliability and life expectancy
- short Return of Investment (ROI) cycle
- lower Total Cost of Ownership (TCO)

Technical data

| | |
|--------------------|---------------------------|
| Item # | 1288 |
| Total dynamic head | max. 22 m |
| Flow rate | max. 45 m ³ /h |
| Vmp** | > 238 V |
| Voc | max. 375 V |



Components

Controller: PS4000

- controlling and monitoring
- control inputs for well probe, dry running protection, remote control etc.
- protected against reverse polarity, overload and high temperature
- integrated MPPT (Maximum Power Point Tracking)

Motor: ECDRIVE 4000-C

- maintenance-free brushless DC motor
- water filled
- no electronics in the motor
- submersion max. 250 m, IP68
- premium materials

Pump end: PE C-SJ30-2

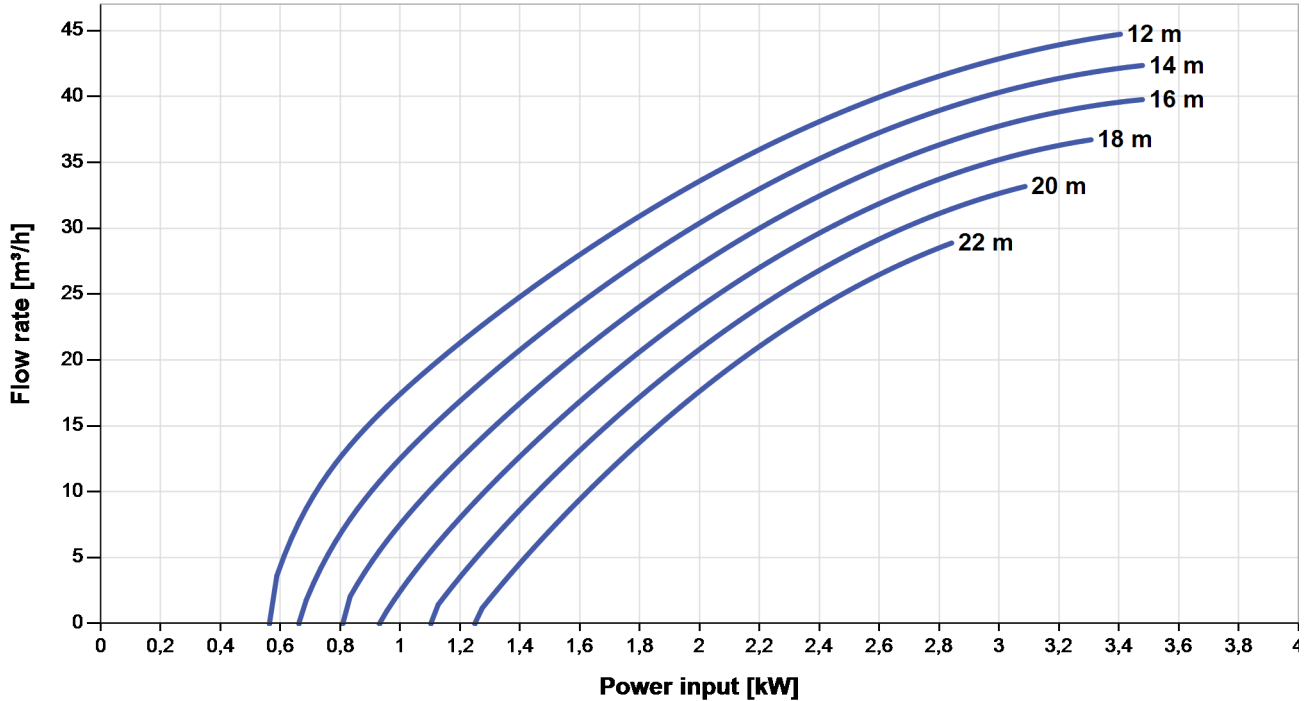
- high reliability and life expectancy
- non-return valve
- premium materials
- optional: dry running protection

PS4000 C-SJ30-2

Solar submersible pump system for 6" wells

Pump chart

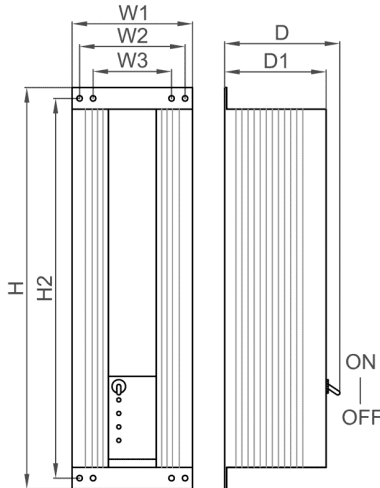
Max. power voltage (Vmp^{**}): > 238 V



Dimensions and weights

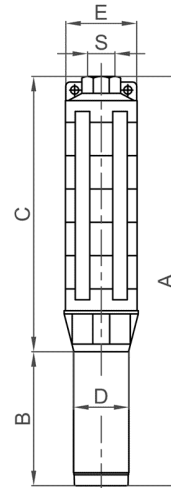
Controller

H = 595 mm
 H2 = 563 mm
 W1 = 178 mm
 W2 = 156 mm
 W3 = 116 mm
 D = 165 mm
 D1 = 150 mm



Pump unit

A = 705 mm
 B = 245 mm
 C = 460 mm
 D = 96 mm
 E = 133 mm
 S = 3 in



| | net weight | packaging | shipping volume | gross weight |
|------------|------------|----------------|-----------------|--------------|
| Controller | 9,0 kg | 670x250x240 mm | 0,040 m³ | 9,9 kg |
| Pump unit | 20 kg | 850x160x150 mm | 0,020 m³ | 20 kg |
| Motor | 10 kg | 160x140x400 mm | 0,009 m³ | 10 kg |
| Pump end | 9,5 kg | 650x160x150 mm | 0,016 m³ | 10 kg |

*Max. flow rate at min. recommended head

**Vmp: max. power voltage under Standard Test Conditions (STC): AM = 1.5, E = 1000 W/m², cell temperature 25 °C