

PS1200 C-SJ8-5

Solar submersible pump system for 4" wells

Application

- drinking water supply
- pond management
- irrigation
- livestock watering
- pressurizing

Characteristics

- fast, failure-free installation
- excellent serviceability
- high reliability and life expectancy
- short Return of Investment (ROI) cycle
- lower Total Cost of Ownership (TCO)

Technical data

Item #	1223
Total dynamic head	max. 25 m
Flow rate	max. 14 m ³ /h
Vmp**	> 102 V
Voc	max. 200 V



Components

Controller: PS1200

- controlling and monitoring
- control inputs for well probe, dry running protection, remote control etc.
- protected against reverse polarity, overload and high temperature
- integrated MPPT (Maximum Power Point Tracking)
- low voltage disconnect for battery operation

Motor: ECDRIVE 1200-C

- maintenance-free brushless DC motor
- water filled
- no electronics in the motor
- submersion max. 250 m, IP68
- premium materials

Pump end: PE C-SJ8-5

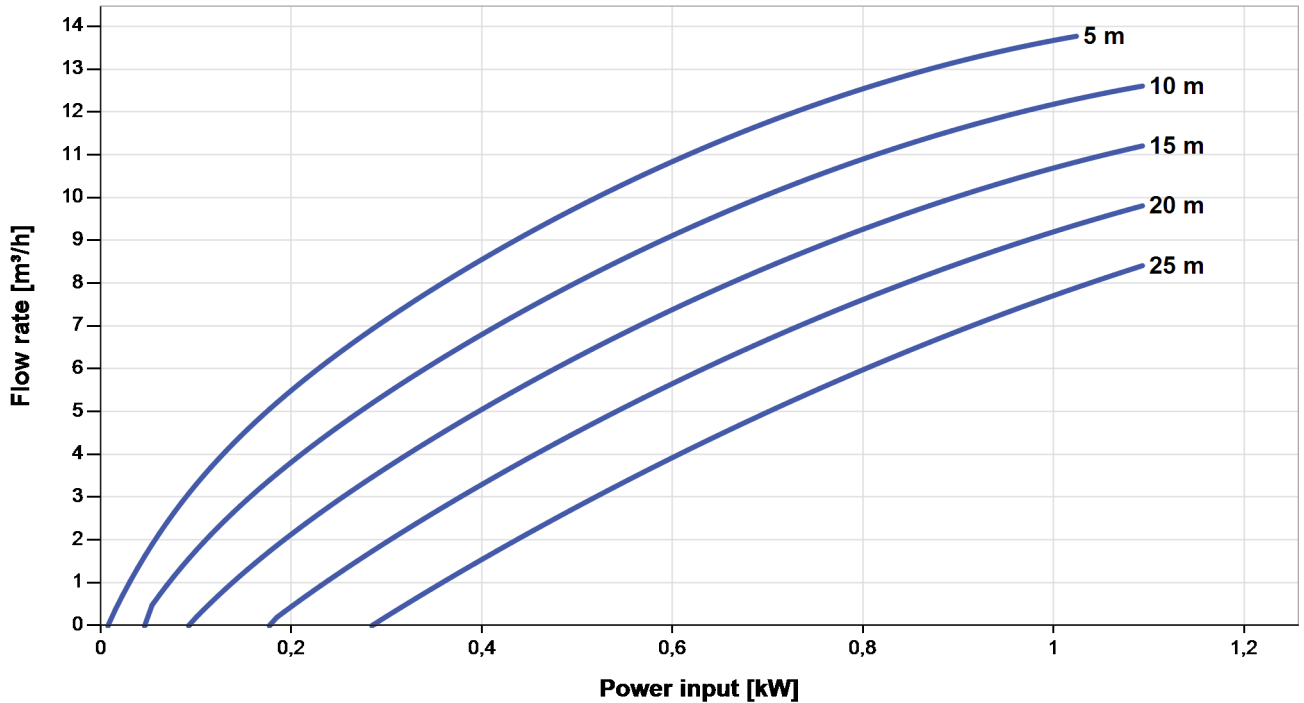
- high reliability and life expectancy
- non-return valve
- premium materials
- optional: dry running protection

PS1200 C-SJ8-5

Solar submersible pump system for 4" wells

Pump chart

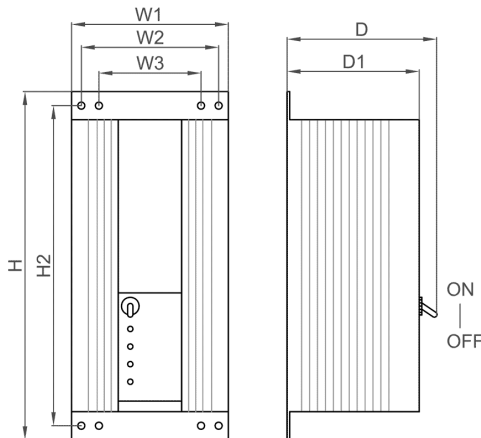
Max. power voltage (Vmp^{**}): > 102 V



Dimensions and weights

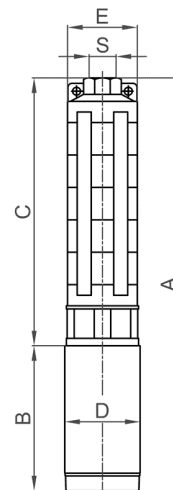
Controller

H = 396 mm
 H2 = 364 mm
 W1 = 178 mm
 W2 = 156 mm
 W3 = 116 mm
 D = 165 mm
 D1 = 150 mm



Pump unit

A = 600 mm
 B = 185 mm
 C = 415 mm
 D = 96 mm
 E = 98 mm
 S = 2 in



	net weight	packaging	shipping volume	gross weight
Controller	4,5 kg	450x250x240 mm	0,027 m ³	5,2 kg
Pump unit	13 kg	650x160x150 mm	0,016 m ³	13 kg
Motor	7,0 kg	160x140x300 mm	0,007 m ³	7,3 kg
Pump end	5,7 kg	650x160x150 mm	0,016 m ³	6,2 kg

*Max. flow rate at min. recommended head

**Vmp: max. power voltage under Standard Test Conditions (STC): AM = 1.5, E = 1000 W/m², cell temperature 25 °C